





Xcel Gold States 2026

Team Results

Apr 24-26, 2026

| Rank | Gym | Team | Score |  |  |  |  |
|------|---------------------|------|---------|---|---|---|---|
| 1 | GFTG | * | 116.075 | 28.675 6T | 29.250 1 | 29.150 1 | 29.000 1T |
| 2 | Epic | * | 115.475 | 29.050 2 | 28.775 4 | 29.050 2 | 28.600 11 |
| 3 | HOH M | * | 115.275 | 29.025 3 | 28.975 2 | 28.625 7 | 28.650 5T |
| 4 | Premier | * | 115.125 | 28.725 5 | 28.475 13T | 28.925 3 | 29.000 1T |
| 5 | Envision | * | 114.775 | 28.850 4 | 28.575 8T | 28.700 6 | 28.650 5T |
| 6 | ENA | * | 114.625 | 28.525 11T | 28.475 13T | 28.900 4 | 28.725 3 |
| 7 | Rock | * | 114.275 | 28.575 9 | 28.825 3 | 28.225 15 | 28.650 5T |
| 8 | MGA | * | 114.150 | 28.475 14T | 28.550 10T | 28.500 10T | 28.625 9T |
| 9 | Paramount | * | 114.075 | 28.375 17T | 28.625 7 | 28.550 9 | 28.525 13 |
| 10T | Atlantic Coast | * | 114.000 | 28.675 6T | 28.700 5T | 27.975 25 | 28.650 5T |
| 10T | Monmouth Gymnastics | * | 114.000 | 28.475 14T | 28.575 8T | 28.325 12T | 28.625 9T |
| 12 | US Gym Mahwah | * | 113.950 | 29.175 1 | 28.700 5T | 28.050 22T | 28.025 21 |
| 13 | Spartan | * | 113.775 | 28.525 11T | 28.425 15 | 28.575 8 | 28.250 18 |
| 14 | Zero Gravity | * | 113.675 | 28.275 22T | 28.400 16 | 28.300 14 | 28.700 4 |
| 15 | Magma | * | 113.525 | 28.375 17T | 27.925 28 | 28.725 5 | 28.500 14 |
| 16 | Madison | * | 113.325 | 28.625 8 | 28.375 17 | 28.325 12T | 28.000 22T |
| 17 | Star Bound | * | 113.250 | 28.200 25T | 28.225 20T | 28.500 10T | 28.325 16 |





Xcel Gold States 2026

Team Results

Women / XG / All Ages

Session: All

Apr 24-26, 2026

| Rank | Gym | Team | Score |  |  |  |  |
|------|------------------|------|---------|---|---|---|---|
| 18 | CS | * | 112.875 | 28.075 33 | 28.550 10T | 28.150 17T | 28.100 20 |
| 19 | FF Nutley | * | 112.550 | 28.125 29T | 27.950 25T | 28.200 16 | 28.275 17 |
| 20 | USA Twisterz | * | 112.425 | 28.100 31T | 28.250 18T | 28.125 20 | 27.950 24 |
| 21 | GU | * | 112.350 | 28.500 13 | 28.025 22 | 28.075 21 | 27.750 31 |
| 22 | Riverview | * | 112.325 | 28.275 22T | 28.225 20T | 28.150 17T | 27.675 34T |
| 23 | HOH | * | 112.175 | 28.450 16 | 27.950 25T | 27.775 30T | 28.000 22T |
| 24 | SGA | * | 111.975 | 27.975 38T | 27.775 32 | 27.875 29 | 28.350 15 |
| 25T | Gym Elite | * | 111.800 | 27.925 40T | 27.625 36T | 27.675 33 | 28.575 12 |
| 25T | Paragon | * | 111.800 | 28.375 17T | 28.525 12 | 27.225 41 | 27.675 34T |
| 27 | Rettigs | * | 111.675 | 27.825 46 | 27.675 35 | 28.025 24 | 28.150 19 |
| 28 | Cherry Hill | * | 111.450 | 27.975 38T | 27.700 34 | 27.950 26 | 27.825 29T |
| 29 | The Gym For Kids | * | 111.400 | 27.875 45 | 27.900 29T | 28.050 22T | 27.575 38T |
| 30 | SKGA Scarlettes | * | 111.275 | 28.375 17T | 27.900 29T | 27.100 44T | 27.900 26T |
| 31 | Arena | * | 111.250 | 27.925 40T | 27.975 24 | 27.925 27T | 27.425 42T |
| 32 | FF PP | * | 111.000 | 28.200 25T | 27.950 25T | 27.200 42 | 27.650 37 |
| 33 | Gymnastika | * | 110.850 | 27.925 40T | 28.000 23 | 27.350 39 | 27.575 38T |
| 34 | GMGCSH | * | 110.625 | 28.200 25T | 27.450 40T | 27.700 32 | 27.275 46 |





Xcel Gold States 2026

Team Results

Women / XG / All Ages

Session: All





Apr 24-26, 2026

| Rank | Gym | Team | Score |  |  |  |  |
|------|-----------------|------|---------|---|---|---|---|
| 35T | Randolph | * | 110.600 | 28.300 21 | 27.100 47 | 27.775 30T | 27.425 42T |
| 35T | La Gymnastique | * | 110.600 | 27.700 49 | 28.250 18T | 26.725 48T | 27.925 25 |
| 37 | Action | * | 110.575 | 28.050 34T | 27.875 31 | 26.825 47 | 27.825 29T |
| 38T | Healthquest | * | 110.475 | 28.550 10 | 27.475 39 | 27.300 40 | 27.150 49 |
| 38T | Rising Star | * | 110.475 | 27.900 43T | 27.450 40T | 27.450 36 | 27.675 34T |
| 40 | Will-Moor | * | 110.350 | 28.225 24 | 27.375 44 | 27.025 46 | 27.725 32 |
| 41 | Legacy | * | 110.200 | 27.900 43T | 27.500 38 | 27.100 44T | 27.700 33 |
| 42 | Jersey All Star | * | 110.050 | 27.725 48 | 26.825 49 | 28.150 17T | 27.350 44 |
| 43 | Ignite | * | 109.675 | 27.525 50 | 27.625 36T | 27.500 35 | 27.025 50T |
| 44 | North Stars | * | 109.475 | 27.750 47 | 27.450 40T | 26.725 48T | 27.550 40 |
| 45 | Barnstormers | * | 109.450 | 28.100 31T | 27.750 33 | 25.700 53 | 27.900 26T |
| 46 | AAG | * | 109.100 | 27.050 53 | 26.625 51 | 27.925 27T | 27.500 41 |
| 47 | Giant H | * | 109.000 | 28.025 36 | 26.875 48 | 27.175 43 | 26.925 53 |
| 48 | Summit Summies | * | 108.850 | 27.125 52 | 27.300 45T | 27.400 37 | 27.025 50T |
| 49 | Gym Inc. | * | 108.825 | 28.000 37 | 26.000 54 | 27.650 34 | 27.175 48 |
| 50 | Giant Sparta | * | 108.800 | 28.150 28 | 26.775 50 | 26.550 50 | 27.325 45 |
| 51 | Indigo | * | 108.750 | 27.375 51 | 26.125 53 | 27.375 38 | 27.875 28 |

Xcel Gold States 2026

Team Results

Apr 24-26, 2026

| Rank | Gym | Team | Score |  |  |  |  |
|------|------------|------|---------|---|---|---|---|
| 52 | Elite | * | 108.575 | 28.050 34T | 27.400 43 | 25.900 52 | 27.225 47 |
| 53 | Somerville | * | 108.525 | 28.125 29T | 27.300 45T | 26.100 51 | 27.000 52 |
| 54 | Princeton | * | 104.675 | 26.550 54 | 26.250 52 | 25.625 54 | 26.250 54 |